

## ANBAC BRAND STORY

Since 2000,  
Eyeguard Co., Ltd. has made an effort  
to increase people's eye health.  
With the launch of our brand ANBAC,  
we continue to produce eye protective screen filters.

ANBAC aims to keep the body and mind healthy  
by protecting the eyes.

An old Korean proverb states,  
"If the value of our body is 1000,  
the eyes take up 900."

The eyes are closely connected to our brain  
than any other organ in our body,  
giving it the name "the window to the soul".

Despite its importance,  
it is also the busiest functioning organ in our body.  
It works all day except when we are sleeping,  
making it prone to constant fatigue.  
With virtue of this concern, we care.

---

**ANBAC.CO**

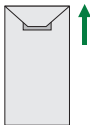
International customers

**ANBAC.KR**

Korean customers

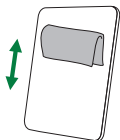
## USER MANUAL

MAGNETIC ATTACHMENT TYPE



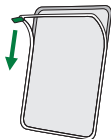
### 1. Open accessory kit

1. 설치 키트를 개봉해주세요



### 2. Clean screen with microfiber cloth

2. 극세사 천으로 화면 위의 먼지를 제거해주세요



### 3. Peel off protective layer

3. 후면의 테두리 보호지를 제거해주세요



### 4. Attach protector on your screen

4. 스크린 프로텍터를 화면 위에 장착해주세요

\*Re-register fingerprint after installation (if applicable)  
\*장착 후 지문을 재등록해주세요 (지문인식 기기의 경우)



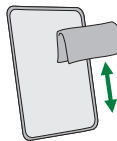
### 5. Detach protector when not being used

5. 스크린 프로텍터가 필요 없는 상황일 경우, 탈착해주세요




### 6. Wash edge part softly with water before storing (removes impurities)

6. 탈착 후 보관하기 전, 후면 부착부분 테두리 부분을 물로 가볍게 헹구어 주세요 (테두리의 먼지를 제거할 수 있어요)



### 7. Dry protector with microfiber cloth

7. 극세사 천으로 습기를 제거해주세요



### 8. Keep protector in storage pouch

8. 사용하신 프로텍터를 보관 파우치에 넣어 보관해주세요